

# The Standardized Usage Statistics Harvesting Initiative (SUSHI) Protocol

---

**Abstract:** This standard defines an automated request and response model for the harvesting of electronic resource usage data utilizing a Web services framework that can replace the user-mediated collection of usage data reports. It was designed as a generalized protocol extensible to a variety of usage reports. An extension designed specifically to work with COUNTER reports is provided.

The standard is built on SOAP (Simple Object Access Protocol) for transferring request and response messages. The `GetReport` method is used for transferring `ReportRequest` as the input message and returning `ReportResponse` as the output message.

The standard is accompanied by a versioned Web Services Description Language (WSDL) to describe the Web service namespace and operations, and an XML schema constraining the syntax of the SUSHI transaction. Rules for report naming are outlined and complemented by an external reports registry, which provides for the definition of both COUNTER and non-COUNTER reports.

An American National Standard  
developed by the  
National Information Standards Organization

Approved December 5, 2014  
by the  
American National Standards Institute

## **About NISO Standards**

NISO standards are developed by the Working Groups and Standing Committees of the National Information Standards Organization, with oversight by a Topic Committee. The development process is a strenuous one that includes a rigorous peer review of proposed standards open to each NISO Voting Member and any other interested party. Final approval of the standard involves verification by the American National Standards Institute that its requirements for due process, consensus, and other approval criteria have been met by NISO. Once verified and approved, NISO Standards also become American National Standards.

These standards may be revised or withdrawn at any time. For current information on the status of this standard contact the NISO office or visit the NISO website at: [www.niso.org](http://www.niso.org).

### **Published by**

National Information Standards Organization (NISO)  
3600 Clipper Mill Road  
Suite 302  
Baltimore, MD 21211  
[www.niso.org](http://www.niso.org)

Copyright © 2014 by the National Information Standards Organization

All rights reserved under International and Pan-American Copyright Conventions. For noncommercial purposes only, this publication may be reproduced or transmitted in any form or by any means without prior permission in writing from the publisher, provided it is reproduced accurately, the source of the material is identified, and the NISO copyright status is acknowledged. All inquiries regarding translations into other languages or commercial reproduction or distribution should be addressed to: NISO, 3600 Clipper Mill Road, Suite 302, Baltimore, MD 21211.

ISSN: 1041-5653 (National information standards series)

ISBN: 978-1-937522-47-6

## Contents

<b>Foreword .....</b>	<b>iii</b>
<b>1 Purpose.....</b>	<b>1</b>
<b>2 Scope .....</b>	<b>1</b>
<b>3 References.....</b>	<b>1</b>
<b>4 Definitions .....</b>	<b>2</b>
<b>5 Element Reference Guide .....</b>	<b>3</b>
5.1 Element Listings .....	3
5.2 Data Types .....	3
<b>6 SUSHI Protocol .....</b>	<b>4</b>
6.1 Namespace .....	4
6.2 Data Contract .....	5
6.2.1 ReportRequest .....	5
6.2.2 ReportResponse .....	10
6.2.3 Exceptions and Errors.....	12
6.3 Service Contract (WSDL) .....	16
6.3.1 Service Contract Definitions and Types .....	17
6.3.2 Service Contract Operation .....	17
6.3.3 Service Contract Messages .....	17
6.3.4 COUNTER-SUSHI Service Contract .....	17
<b>7 Report Naming .....</b>	<b>18</b>
7.1 Types of Reports .....	18
7.2 Report Naming Requirements.....	18
7.3 Registry of Reports.....	19
<b>8 Versions and Extensions .....</b>	<b>19</b>
8.1 SUSHI Versioning .....	19
8.2 Extending Data Contract for Additional Reports .....	19
<b>Appendix A (informative) SUSHI Protocol XML Schema .....</b>	<b>22</b>
<b>Appendix B (informative) Core SUSHI WSDL .....</b>	<b>23</b>
<b>Appendix C (informative) COUNTER-SUSHI Extension for COUNTER reports.....</b>	<b>24</b>
<b>Appendix D (informative) Utilizing SUSHI to Harvest Additional Reports .....</b>	<b>25</b>
<b>Appendix E (informative) Continuous Maintenance Procedures Standardized Usage Statistics Harvesting Initiative (SUSHI) Protocol (ANSI/NISO Z39.93).....</b>	<b>26</b>
<b>Appendix F (informative) SUSHI Data Exchange Examples .....</b>	<b>28</b>
<b>Appendix G (informative) Security Considerations.....</b>	<b>29</b>
<b>Appendix H (informative) Creating Proprietary SUSHI Extensions .....</b>	<b>31</b>
<b>Bibliography.....</b>	<b>33</b>

## Tables

Table 1: Description of Element Tables .....	3
Table 2: Data Type Definitions .....	3
Table 3: SUSHI Protocol Header .....	4
Table 4: SUSHI Protocol ReportRequest Schema .....	5
Table 5: Elements for ReportRequest .....	5
Table 6: SUSHI Protocol Requestor Schema .....	7
Table 7: Elements for Requestor .....	7
Table 8: SUSHI Protocol CustomerReference Schema .....	8
Table 9: Elements for CustomerReference .....	8
Table 10: SUSHI Protocol ReportDefinition Schema .....	9
Table 11: Elements for ReportDefinition .....	9
Table 12: Elements for UsageDateRange .....	10
Table 13: Elements for Filter .....	10
Table 14: Elements for ReportAttribute .....	10
Table 15: SUSHI Protocol ReportResponse Schema .....	11
Table 16: Elements for ReportResponse .....	12
Table 17: SUSHI Protocol Exception Reporting Schema .....	12
Table 18: Elements for Exception .....	13
Table 19: Standard SUSHI Exceptions .....	14
Table 20: SUSHI Service Contract Definitions and Types .....	17
Table 21: SUSHI Service Contract Operation .....	17
Table 22: SUSHI Service Contract Messages .....	17
Table 23: COUNTER-SUSHI Service Contract Definitions and Types .....	18
Table 24: Example of Extending SUSHI .....	32

## Figures

Figure 1: Diagram of SUSHI ReportRequest .....	6
Figure 2: Diagram of SUSHI ReportResponse .....	11
Figure 3: Diagram of SUSHI Exception Reporting .....	14
Figure 4: Diagram of COUNTER-SUSHI Extension ReportRequest .....	20
Figure 5: Diagram of COUNTER-SUSHI Extension ReportResponse .....	21
Figure 6: Diagram of “Extended” SUSHI Schema .....	32

## Foreword

(This foreword is not part of ANSI/NISO Z39.93-2014, *The Standardized Usage Statistics Harvesting Initiative (SUSHI) Protocol*. It is included for information only.)

---

## About This Standard

This standard was developed in response to the need in libraries to more efficiently collect COUNTER (Counting Online Usage of NeTworked Electronic Resources) compliant usage statistics. COUNTER was launched in March 2002 as an international initiative to help librarians and publishers in the recording and exchange of usage statistics for electronic resources. By following COUNTER's *Code of Practice*, vendors can provide library customers with Excel, CSV (comma delimited), or XML files of usage data using COUNTER's standardized formats and data elements. As of June 2014, COUNTER has nearly 220 members and over 50 vendors have certified compliance to one or more *Code of Practice* releases.

### COUNTER Usage Difficulties

The success of COUNTER created a new problem for librarians—the amount of time they spend retrieving, storing, and aggregating their COUNTER reports. For each supplier of COUNTER reports, a library must manually connect to the supplier's website and download the Excel or CSV files. Once retrieval is complete, the librarian is presented with multiple data files from multiple providers, which, while standardized, still require significant manipulation and normalization of the data to aggregate reports. Many libraries are creating or purchasing electronic resource management (ERM) systems to help them in storing and managing all this data. But the process for transferring the Excel/CSV data into the repository is either manual or requires custom programming.

### Background on SUSHI Development

The idea for an automated method to solve the COUNTER report problem was first discussed by Adam Chandler and Ted Fons at the 2004 Charleston Conference. Fons was Product Manager for the Innovative Interfaces Inc. (I3) Electronic Resource Management module. Chandler was Coordinator, Service Design Group, Information Technology and Technical Services at Cornell University Library, and was active in the Digital Library Federation's Electronic Resource Management Initiative (ERMI). The two agreed to push forward a Web service protocol for handling the XML version of the COUNTER reports. Tim Jewell (University of Washington) and Oliver Pesch (EBSCO) were recruited at the American Library Association meeting in June 2005 to further refine the concept. A project team was formed and from there the project was expanded to include additional members. Draft requirements and specifications for the protocol began in July 2005. In October 2005, NISO agreed to sponsor the initiative, the group was officially named SUSHI (Standardized Usage Statistics Harvesting Initiative), and work began on creating this standard defining the protocol.

### The SUSHI Web Service

The Standardized Usage Statistics Harvesting Initiative (SUSHI) represents a "Web services" approach to solving the COUNTER retrieval and consolidation problem. The protocol is a SOAP (Simple Object Access Protocol) request/response Web services "wrapper" for the XML version of COUNTER reports. In the protocol, a transaction begins when a client service running as part of an application developed by a library—or running as part of a usage data consolidation service or ILS/ERM system—identifies itself, identifies the customer whose statistics are being requested, and specifies the desired report to the SUSHI server service running at a data provider. In response, the server provides the report in XML format, along with the requestor and customer information—or an appropriate error message.

The SUSHI developers envision a system in which the client system is programmed to automatically retrieve reports on a monthly schedule for all the COUNTER-compliant vendors with which the library

does business. The ability for the client to manually trigger requests may also be desirable to allow for easier testing with new SUSHI implementations and for retrieving previous months' usage data.

Although developed primarily for COUNTER reports, SUSHI was written as a generalized protocol that accommodates extensions for customized non-COUNTER usage reports. The COUNTER-specific schema extension is provided to accompany the general protocol.

### **Trial Use**

The SUSHI protocol was issued as a Draft Standard for Trial Use from September 20, 2006 through May 20, 2007. During the trial period, dozens of implementations of both the client or server sides of the protocol were successfully conducted. Minor revisions to the schemas were made to address issues identified during the trial. The 2007 standard reflected those changes. The schema version at the time of the trial was 1.0; the schema version at the time of the 2007 publication of this standard was 1.5. The most current version of the schema is maintained on the SUSHI schema website (<http://www.niso.org/schemas/sushi/>).

### **2013 Revision**

At the time the standard was due for its five-year reaffirmation review, the SUSHI Standing Committee recommended that a revision be issued to make two minor changes:

- Addition to Table 17 of a new error code 1020 when a client exceeds the number of allowable requests to a server in a particular timeframe. This accommodates the need of some SUSHI server providers to set limits on access in order to manage server performance.
- Revised informative Appendix G on Security Considerations. Although security is not part of the standard protocol, security was considered in developing the standard and this appendix provides recommendations on security-related issues. It was updated to reflect technology changes and experience gained since the initial implementation of the SUSHI protocol.

This version of the standard was approved by NISO on January 24, 2013 and by ANSI on February 20, 2013.

### **2014 Revision**

The SUSHI standard was created with the notion of “filters;” however, the only filter provided for was that of the date range for the report. With use, a number of cases have surfaced where additional filters and other report attributes would be beneficial. Within the current standard, the only work-around is to overload the Requester/ID element or the CustomerReference/ID element—a less than ideal situation.

This revision of the SUSHI Standard extends the filter support to allow multiple optional filters and/or report attributes to be included in the SUSHI Request.

Examples of such filters are:

- Specify a specific platform for harvesting when a given SUSHI server provides usage for multiple platforms.
- Specify one or more IP ranges when usage is desired for a subset of a customer's account.
- Specify a department when usage is desired for a subset of a customer's account.

Examples of such report attributes are:

- Allow a user to exclude items with zero usage from a report in order to keep the report size small.
- Specify the granularity of usage dates to be reported. (By default, COUNTER reports provide monthly totals for ReportItems; however, in some circumstances it might be desirable to request usage totals by day, quarter, or even year.)

This revision also updates the examples and figures provided throughout the document to reference updated versions of schemas and related files.

---

## Trademarks, Service Marks

Wherever used in this standard, all terms that are trademarks or service marks are and remain the property of their respective owners.

---

## NISO Voting Members

At the time this standard was balloted, the following organizations were members of the NISO Z39.93 SUSHI 2014 Revision Voting Pool that approved this standard. NISO approval of this standard does not necessarily imply that all Voting Pool members voted for its approval.

### **AIP Publishing LLC**

Aravind Akella

### **American Chemical Society (ACS)**

John Ochs

### **American Library Association (ALA)**

Nancy Kraft

### **American Psychological Association (APA)**

Janice Fleming

### **Association for Information Science & Technology (ASIS&T)**

Mark Needleman

### **Association of Research Libraries (ARL)**

Julia Blixrud

### **Cambridge Information Group (ProQuest)**

Beat Barblan

### **Consortium of Academic and Research Libraries in Illinois (CARLI)**

Kristine Hammerstrand

### **EBSCO Information Services**

Oliver Pesch

### **Ex Libris, Inc.**

Mike Dicus

### **HighWire Press**

Alexandra Bash

### **ITHAKA/JSTOR/Portico**

Amy Kirchhoff

### **Jisc Collections**

Liam Earney

### **John Wiley & Sons, Ltd.**

Duncan Campbell

### **Library of Congress**

John Zagas

### **Los Alamos National Laboratory**

Dianna Magnoni

### **Minitex**

Paul Swanson

### **Music Library Association**

Nara Newcomer

### **National Federation of Advanced Information Services (NFAIS)**

Marjorie Hlava

### **OCLC Online Computer Library Center**

Tam Dalrymple

### **Public Library of Science (PLOS)**

Cameron Neylon

### **Scholarly iQ**

Gary Van Overborg

### **Statewide California Electronic Library Consortium (SCELC)**

Rick Burke

---

## NISO Business Information Topic Committee

The following individuals served on the Business Information Topic Committee at the time it approved this standard:

**Anne Campbell**  
EBSCO Information Services

**Denise Davis**  
Sacramento Public Library

**Suzanne Hopkins**  
Thomson Reuters

**Norm Medeiros**  
Haverford College

**Greg Raschke**  
North Carolina State University Libraries

**Christine Stamison**  
Center for Research Libraries

**Timothy Strawn**  
California Polytechnic State University

**Charles Watkinson**  
University of Michigan Library

**Nawin Gupta**  
Association of Subscription Agents (ASA)

---

## SUSHI Standing Committee Members

The following individuals were members of the SUSHI Standing Committee that developed and approved this revision to the standard:

**Marie Kennedy**, Co-Chair  
Loyola Marymount University

**Oliver Pesch**, Co-Chair  
EBSCO Information Services

**Paul Needham**  
Cranfield University

**James Van Mil**  
University of Cincinnati Libraries

**Chan Li**  
California Digital Library

---

## Acknowledgments

The Working Group members were assisted by the following individuals during the initial development of the 2007 standard:

**Ben Burbridge**  
Innovative Interfaces, Inc.

**Matthew Connolly**  
Cornell University Library

**Cynthia Hodgson**  
NISO

**Curt Kohler**  
Elsevier

**Tony Li**  
Innovative Interfaces, Inc.

**Joshua Santelli**  
Project Euclid

**Rolf van der Tang**  
Swets Information Services

**Dennis Vaux**  
Innovative Interfaces, Inc.

**Petar Vucetin**  
EBSCO Information Services

**James Wismer**  
Thomson Scientific



# The Standardized Usage Statistics Harvesting Initiative (SUSHI) Protocol

## 1 Purpose

---

The SUSHI protocol is designed to provide an automated method for retrieving standardized usage statistics reports using a machine-processable XML container. The protocol utilizes the Web services Simple Object Access Protocol (SOAP).

## 2 Scope

---

The SUSHI protocol is generalized to accommodate any customized usage reports that conform to the protocol's requirements. Specific reports are addressed through the use of an extension to the general protocol. Since the original intent of the protocol was to work with COUNTER reports, a COUNTER-specific schema extension is provided with the general protocol. (See Appendix C for the COUNTER-SUSHI schema.)

The SUSHI protocol is a transport mechanism for usage reports and is not a repository for the retrieved usage data. This standard does not specify or define the repository for the usage data; therefore, the XML formatted data can be collected in spreadsheets, in-house databases, commercial electronic resource management (ERM) systems, or any other repository that the user establishes for that purpose.

## 3 References

---

This standard references the following documents:

*The COUNTER Code of Practice for e-Resources*. Release 4. Edinburgh, UK: COUNTER, published April 2012; valid from January 1, 2014. Available from:

[http://www.projectcounter.org/code\\_practice.html](http://www.projectcounter.org/code_practice.html)

*COUNTER Register of Vendors*. <http://www.projectcounter.org/compliantvendors.html>

The Unicode Consortium. *The Unicode Standard*. Version 7.0.0. Mountain View, CA: The Unicode Consortium, 2014. ISBN 978-1-936213-09-2. Online version available from:

<http://www.unicode.org/versions/Unicode7.0.0/>

W3C Note-datetime, *Date and Time Formats*. <http://www.w3.org/TR/NOTE-datetime>

W3C Recommendation. *Simple Object Access Protocol (SOAP)*, version 1.2. World Wide Web Consortium, April 27, 2007. <http://www.w3.org/TR/soap12>

W3C Recommendation. *Extensible Markup Language (XML)*, version 1.0 (Fifth Edition). World Wide Web Consortium, November 26, 2008. <http://www.w3.org/TR/2008/REC-xml-20081126/>

## 4 Definitions

---

The following terms, as used in this standard, have the meanings indicated.

Term	Definition
client	A computer system that connects over a network to a SUSHI server in order to retrieve usage statistics.
COUNTER (Counting Online Usage of Networked Electronic Resources)	An international initiative to facilitate the recording and exchange of online usage statistics. As used in this standard, refers to the reports defined by the initiative.
electronic resources	Digital information sources (e.g., online journal issues or databases) accessible through a networked client computer.
ERM (Electronic Resource Management [system])	A database and software system dedicated to handling the cataloging, licensing, accessing, and other aspects of electronic resource use.
filter	An element that supports further specification of a type of data to be requested. Only data that pertains to the definition of the element will be permitted to pass through the filter.
GUID (Global Unique Identifier)	An identifier for an entity that is guaranteed to be unique within a global namespace, with a goal of unambiguously identifying that entity regardless of the context of the system or vendor.
ILS (Integrated Library System)	A set of automated library services—such as an online catalog, circulation management, and serial tracking—that share a common database.
release	A version of a COUNTER Code of Practice and the reports defined within that Code.
request	A SOAP message sent from a client to a server requesting usage statistics for a specified customer and a desired report type.
requestor	An entity requesting usage statistics on behalf of a customer. The requestor may be, but is not necessarily, the customer itself.
response	A SOAP message sent from a server to a client, containing the usage statistics for the customer specified in a request.
server	A computer system that responds to SUSHI SOAP messages and supplies usage statistics to a client over a network.
SOAP (Simple Object Access Protocol)	A protocol that specifies a self-contained messaging system used to exchange data and access services across a network (commonly the Internet).
transaction	A complete SUSHI exchange, comprised of a client-to-server request and a server-to-client response.

Term	Definition
usage statistics	Reports detailing the use of a customer's electronic resources over a given period of time.
Web service	A server-based software system that provides information or functionality in response to XML-based messages sent through the Internet.
WSDL (Web Service Description Language)	An XML protocol that completely defines the functionality and data provided by a Web service, along with the message formats and input data required to use the service.
XML (Extensible Markup Language)	A protocol for coding text or data with meaningful information in the form of enclosing tags.

## 5 Element Reference Guide

---

### 5.1 Element Listings

Section 6 of this standard defines the XML schema elements of the SUSHI protocol. For each element, a table of attributes is provided. Table 1 defines each of the columns used in Section 6 to describe the schema elements.

**Table 1: Description of Element Tables**

<b>Element</b>	Name of the element.
<b>Type</b>	Specifies the type of data allowed. See Section 5.2 for the list of types.
<b>Req'mt (Requirement)</b>	M = mandatory MA = mandatory if applicable R = recommended O = optional
<b>Syntax</b>	Describes the required syntax of the attribute variable.
<b>Value Examples</b>	Provides one or more examples of how a valid attribute would appear.

### 5.2 Data Types

The allowable data types for the elements described in this standard are listed and defined in Table 2. All data should conform to the Unicode UTF-8 character set.

NOTE: UTF-8 is the byte-oriented encoding form of Unicode.

**Table 2: Data Type Definitions**

<b>Data Type</b>	<b>Definitions</b>
AnyURI	Any valid Uniform Resource Identifier (URI).
AnyType	Any data type; no restrictions.

Data Type	Definitions
ComplexType	A type made by combining elements.
Date	Date in the granularity of year-month-day recorded in compliance with the <i>W3C Note-datetime</i> . The format is: YYYY-MM-DD
DateTime	Date and time recorded in compliance with the <i>W3C Note-datetime</i> in the format: YYYY-MM-DDThh:mm:ss.sTZD  (with hours 0-24, and where the Time Zone Designator is set to the constant "Z" to reflect that all times are expressed in UTC).
Enumerated	Values must come from an enumerated list that is specified in the Syntax column of the Element tables.
Integer	A positive integer.
String	One or more alphanumeric characters.
sushi:Exception	A complex type defined by the SUSHI schema.

## 6 SUSHI Protocol

The SUSHI protocol consists of an XML schema and a WSDL (Web Services Description Language) that represent the data contract and service contract between client and server operating in a business-to-business environment. The Data Contract (XML Schema) consists of the ReportRequest and ReportResponse. These constructs are discussed in more detail in Section 6.2. Section 6.3 covers the Service Contract (the WSDL) and defines the functions supported by the SUSHI protocol.

### 6.1 Namespace

Table 3 illustrates how the XML messages within the SUSHI protocol will declare the schema and its namespace.

**Table 3: SUSHI Protocol Header**

```
<?xml version="1.0" encoding="UTF-8"?>
<xs:schema xmlns:sushi="http://www.niso.org/schemas/sushi/1_7"
  xmlns:xs="http://www.w3.org/2001/XMLSchema"
  targetNamespace="http://www.niso.org/schemas/sushi/1_7"
  elementFormDefault="qualified" attributeFormDefault="unqualified"
  version="1.7">
```

The SUSHI data contract declares the name space at the beginning of the schema document. The namespace is used to separate data types from different schemas. The SUSHI namespace is:

`http://www.niso.org/schemas/sushi/[version no.]`

The version element, [version no.], following the namespace designates the version of the sushi.xsd in use. Since the protocol uses fully qualified type names, the version is preceded with `elementFormDefault="qualified"`.

## 6.2 Data Contract

The Data Contract represents the data elements that are passed in a SOAP request response pattern when interacting with service operations. It consists of the *ReportRequest* (Section 6.2.1), *ReportResponse* (Section 6.2.2), and *Exceptions and Errors* (Section 6.2.3). The version of the XML schema that was current at the time of publication is referenced in Appendix A.

### 6.2.1 ReportRequest

ReportRequest (Table 4) is a set of service input parameters describing the Requestor (Section 6.2.1.1), CustomerReference (Section 6.2.1.2), and ReportDefinition (Section 6.2.1.3).

The Requestor is intended to identify the organization requesting usage information for the customer. Customer information is passed via the CustomerReference element. Details about which report and data filter to apply are passed in the ReportDefinition element.

The variable elements of the ReportRequest are defined in Table 5. The entire ReportRequest element, including the subparts described in Sections 6.2.1.1 – 6.2.1.3, is illustrated in Figure 1.

**Table 4: SUSHI Protocol ReportRequest Schema**

```
<xs:complexType name="ReportRequest">
  <xs:sequence>
    <xs:element name="Requestor" type="sushi:Requestor">
    </xs:element>
    <xs:element name="CustomerReference" type="sushi:CustomerReference">
    </xs:element>
    <xs:element name="ReportDefinition" type="sushi:ReportDefinition">
    </xs:element>
  </xs:sequence>
  <xs:attribute name="Created" type="xs:dateTime" use="required"/>
  <xs:attribute name="ID" type="xs:string" use="required"/>
</xs:complexType>
```

**Table 5: Elements for ReportRequest**

Element	Type	Req'mt	Syntax	Value Example(s)
Created	DateTime	M	YYYY-MM-DD Thh:mm:ss.sZ	2013-12-17T09:30:47.0Z
ID	String	M	Any unique ID.	7e36aaf7-ee8d-4364-97b5- e06daabb362b

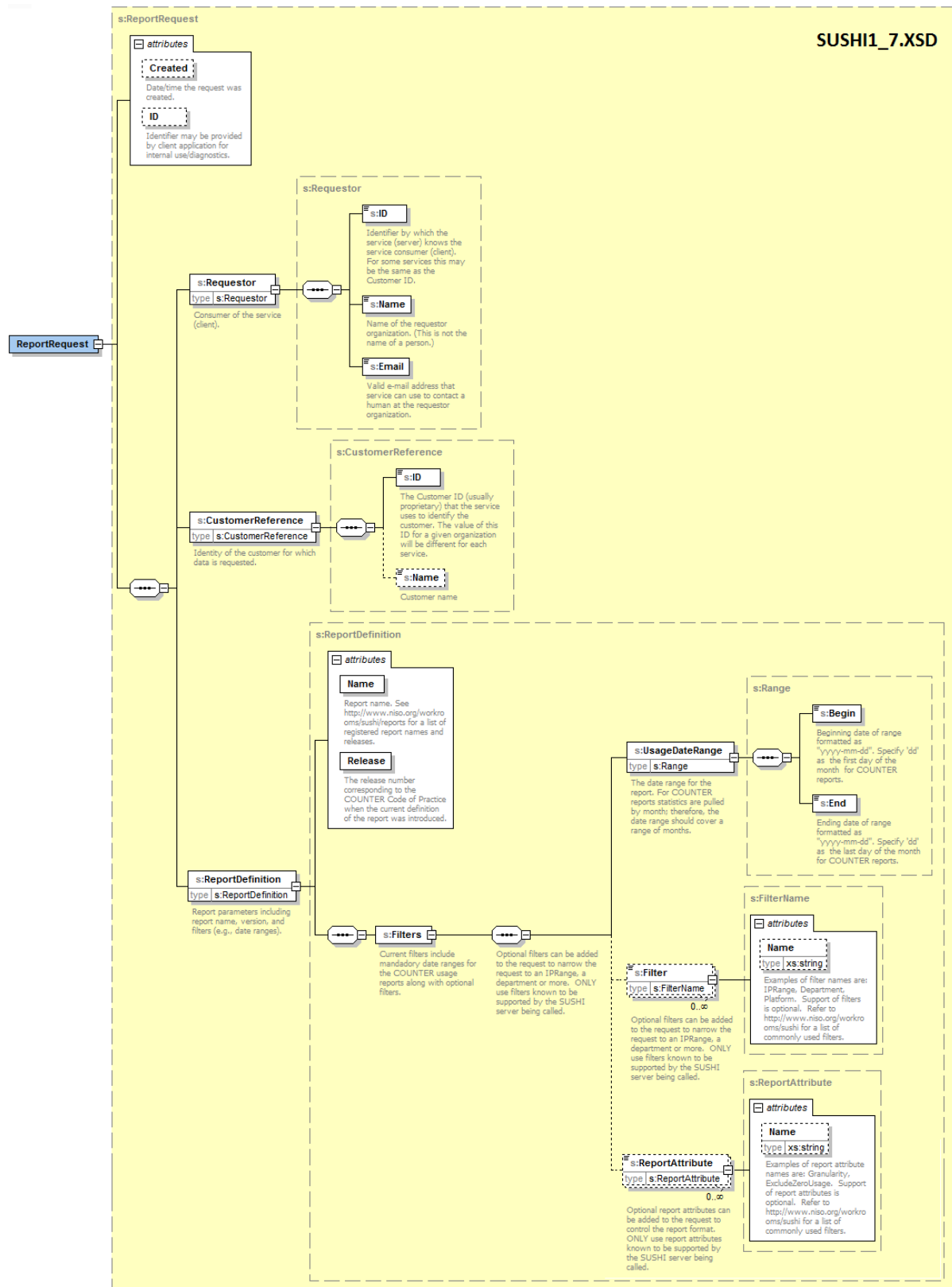


Figure 1: Diagram of SUSHI ReportRequest

### 6.2.1.1 Requestor

The Requestor element (Table 6) is used by the service to control access to customer usage statistics. The Requestor is used to identify the organization making the request, which may not be the same organization as the customer for whom the statistics are being harvested. The Requestor ID plays a central role in securing a SUSHI transaction. At their option, Service Providers can limit access to only known Requestor IDs or even known Requestor IDs that a customer has approved. (More information on securing SUSHI is provided in Appendix G). The variable elements of the Requestor are defined in Table 7.

NOTE: In cases where the requestor is also the customer (e.g., the customer has a locally hosted usage consolidation application), the Requestor ID could be the same as the CustomerReference ID.

**Table 6: SUSHI Protocol Requestor Schema**

```
<xs:complexType name="Requestor">
  <xs:sequence>
    <xs:element name="ID" type="xs:string">
    </xs:element>
    <xs:element name="Name" type="xs:string">
    </xs:element>
    <xs:element name="Email" type="xs:string">
    </xs:element>
  </xs:sequence>
</xs:complexType>
```

**Table 7: Elements for Requestor**

Element	Type	Req'mt	Syntax	Value Example(s)
ID	String	M	A valid unique identifier string assigned by the service provider.	60099445-3B1C-4862-8B15-B2EB72E6BE4B
Name	String	R	Internationally recognized organization name.	ScholarlyStats Cornell University Library
Email	String	R	Standard internet e-mail format of "string.domain". Can be a list of e-mails delimited with a semicolon.	sushiSupport@cornell.edu
<p>NOTE 1: Service providers are encouraged to issue globally unique Requestor IDs (such as a GUID, for example: 48D537C3-B240-4d58-ABC9-BA052FFADB5F).</p> <p>NOTE 2: Use of the Name and Email attributes in the Requestor element is optional but it is strongly encouraged for clients to send this information as it can be helpful in troubleshooting problems or sending automated e-mails. It is recommended that the e-mail address be of a service administrator who can facilitate technical as well as data problems.</p>				

### 6.2.1.2 CustomerReference

The CustomerReference element (Table 8) contains the identification information about the customer that is necessary in order for the customer to be recognized by the service provider to allow generation of the specified report. The actual mechanism for creating and providing customer IDs is

the responsibility of the service provider. The variable elements of the CustomerReference are defined in Table 9.

**Table 8: SUSHI Protocol CustomerReference Schema**

```
<xs:complexType name="CustomerReference">
  <xs:sequence>
    <xs:element name="ID" type="xs:string">
    </xs:element>
    <xs:element name="Name" type="xs:string" nillable="true" minOccurs="0">
    </xs:element>
  </xs:sequence>
</xs:complexType>
```

**Table 9: Elements for CustomerReference**

Element	Type	Req'mt	Syntax	Value Example(s)
ID	String	M	Any token or identifier recognized by the service provider that will identify the customer within the service provider's system.	12345 JBC12345
Name	String	R	Internationally recognized organization name.	Cornell University Library
NOTE: Although the Name of the customer is not required, clients are strongly encouraged to provide the internationally known name of the organization for which data is requested. This information is useful when troubleshooting problems.				

### 6.2.1.3 ReportDefinition

The ReportDefinition element (Table 10) describes which report the client is requesting, using the Name and Release attributes of the element as well as the range of filters to apply for the requested usage data. See Section 7 for requirements related to report names and release numbers. The variable elements of the ReportDefinition are defined in Table 11.

The protocol supports the mandatory filter of UsageDateRange. The variable elements of the UsageDateRange are defined in Table 12. This filter defines the beginning and the end of the date range for the requested usage information.

In addition to the UsageDateRange filter, a SUSHI Request can include one or more Filter elements, which can be used to further limit the scope of data returned in the report. The SUSHI Request can also include one or more ReportAttribute elements to further refine the report being requested. The details of the Filter and ReportAttribute elements are defined in Table 13 and Table 14, respectively.

If a service provider does not support the requested report name or release (version), the service must send an exception back to the client (see Section 6.2.3). Likewise, if a service provider does not support a filter or report attribute or its value, the service must send back an exception to the client (see Section 6.2.3).



**Table 10: SUSHI Protocol ReportDefinition Schema**

```

<xs:complexType name="ReportDefinition">
  <xs:sequence>
    <xs:element name="Filters">
      <xs:complexType>
        <xs:sequence>
          <xs:element name="UsageDateRange" type="sushi:Range"/>
          <xs:element name="Filter" type="s:FilterName" minOccurs="0"/>
          <xs:element name="ReportAttribute" type="s:ReportAttribute"
            minOccurs="0"/>
        </xs:sequence>
      </xs:complexType>
    </xs:element>
  </xs:sequence>
  <xs:attribute name="Name" type="xs:string" use="required"/>
  <xs:attribute name="Release" type="xs:string" use="required"/>
</xs:complexType>
<xs:complexType name="FilterName">
  <xs:simpleContent>
    <xs:extension base="xs:string">
      <xs:attribute name="Name" type="xs:string"/>
    </xs:extension>
  </xs:simpleContent>
</xs:complexType>
<xs:complexType name="ReportAttribute">
  <xs:simpleContent>
    <xs:extension base="xs:string">
      <xs:attribute name="Name" type="xs:string"/>
    </xs:extension>
  </xs:simpleContent>
</xs:complexType>

```

**Table 11: Elements for ReportDefinition**

Element	Type	Req'mt	Syntax	Value Example(s)
Filters	Complex Type	M	Varies as defined by the individual filters.	See Table 12, Table 13, and Table 14
Name	String	M	Valid Report Name (see Section 7).	JR1 DB2
Release	String	M	Valid Release Numbers of the Usage Report (see Section 7).	4
NOTE: COUNTER uses the terminology of "release" to indicate a version number.				

Table 12: Elements for UsageDateRange

Element	Type	Req'mt	Syntax	Value Example(s)
Begin	Date	M	YYYY-MM-DD	2013-07-01
End	Date	M	YYYY-MM-DD	2013-07-31
NOTE 1: The UsageDateRange is inclusive of the specified begin and end dates.				
NOTE 2: There is no restriction on the span of dates from the Begin to End values. If a service provider does not support the requested date range or cannot supply all requested data, the service will respond with the data it can provide and must send a warning exception back to the client.				

Table 13: Elements for Filter

Element	Type	Req'mt	Syntax	Value Example(s)
Name	String	M	Any recognized filter name	IPRange, ItemIdentifier, Platform
NOTE 1: The Name attribute and the Filter element value are not governed by this standard. Clients and servers must mutually agree to the syntax and content expectations of Filter element(s) when included in a SUSHI Request.				

Table 14: Elements for ReportAttribute

Element	Type	Req'mt	Syntax	Value Example(s)
Name	String	M	Any recognized filter name	Granularity, ExcludeZeroUsage
NOTE 1: The Name attribute and the ReportAttribute element value are not governed by this standard. Clients and servers must mutually agree to the syntax and content expectations of ReportAttribute element(s) when included in a SUSHI Request.				

## 6.2.2 ReportResponse

After a service receives and processes the request, the service must send a ReportResponse (Table 15) element that includes a repeat of Request elements as well as an XML fragment that should be a strongly typed payload of the Report element. The SUSHI schema provides a template report response in the ReportResponse element. This template implements a generic Report element that can return any type of usage report. The service must implement the ReportResponse element by extension, overriding the Report element with either a strongly typed payload or by leaving the anyType definition if the service desires to have open-ended, multi-payload response.

The COUNTER-SUSHI schema extension is an example of a strongly typed payload for delivering COUNTER reports.

The COUNTER payload schemas are created to correspond with the COUNTER *Code of Practice* releases. These payload schemas can be found at: <http://www.niso.org/schemas/sushi/#counter>

Figure 2 illustrates the ReportResponse element of the SUSHI schema and Table 16 describes the variable elements of the ReportResponse.

Table 15: SUSHI Protocol ReportResponse Schema

```

<xs:complexType name="ReportResponse">
  <xs:sequence>
    <xs:element name="Exception" type="sushi:Exception" nillable="true"
minOccurs="0" maxOccurs="unbounded"/>
    <xs:element name="Requestor" type="sushi:Requestor"/>
    <xs:element name="CustomerReference" type="sushi:CustomerReference"/>
    <xs:element name="ReportDefinition" type="sushi:ReportDefinition"/>
    <xs:element name="Report" type="xs:anyType" block="substitution"
form="qualified" nillable="true"/>
  </xs:sequence>
  <xs:attribute name="Created" type="xs:dateTime" use="required"/>
  <xs:attribute name="ID" type="xs:string" use="required"/>
</xs:complexType>

```

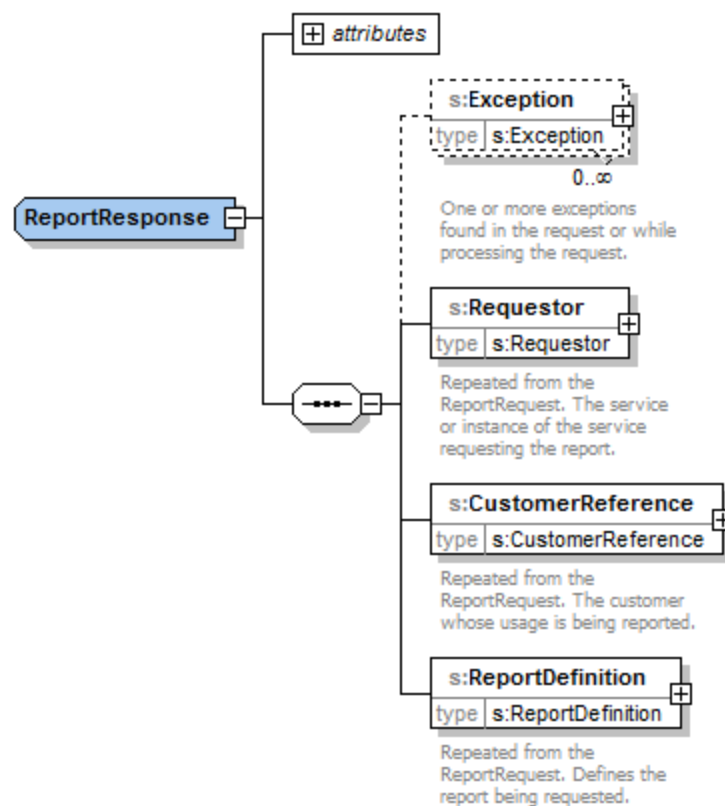


Figure 2: Diagram of SUSHI ReportResponse

NOTE: Requestor, CustomerReference, and ReportDefinition elements are echoed back from the ReportRequest.

Table 16: Elements for ReportResponse

Element	Type	Req'mt	Syntax	Value Example(s)
Created	DateTime	M	YYYY-MM-DD Thh:mm:ss.sZ	2006-10-17T09:30:47.0Z
ID	String	M	A valid unique identifier string repeated from the ReportRequest.	60099445-3B1C-4862-8B15- B2EB72E6BE4B
Exception	sushi:Exception	MA	See Section 6.2.3, <i>Exceptions and Errors</i> .	
Report	AnyType	M	Any valid XML.	Report element can be null.

### 6.2.3 Exceptions and Errors

Exception (Table 17) is a mandatory element, when applicable, that must be sent in the ReportResponse message to provide explanatory information to the client in the event that the server encounters an error. Server applications will check for errors and inconsistencies in the ReportRequest and report these inconsistencies in the Exceptions element of the ReportResponse.

Table 18 defines the elements that make up the Exception element, and Figure 3 graphically illustrates the element.

The list of exceptions that may be reported by a SUSHI server when processing a request is in Table 19.

Table 17: SUSHI Protocol Exception Reporting Schema

```

<xs:complexType name="Exception">
  <xs:sequence>
    <xs:element name="Number" type="xs:int">
    </xs:element>
    <xs:element name="Severity" type="sushi:ExceptionSeverity">
    </xs:element>
    <xs:element name="Message" type="xs:string">
    </xs:element>
    <xs:element name="Helpurl" type="xs:anyURI" nillable="true" minOccurs="0">
    </xs:element>
    <xs:element name="Data" type="xs:anyType" nillable="true" minOccurs="0">
    </xs:element>
  </xs:sequence>
  <xs:attribute name="Created" type="xs:dateTime" use="required"/>
</xs:complexType>

```

Table 18: Elements for Exception

Element	Type	Req'mt	Syntax	Value Example(s)
Created	DateTime	M	YYYY-MM-DD Thh:mm:ss.sZ	2013-10-17T09:30:47.0Z
Number	Integer	M	A one- to four- digit integer.	2000
Severity	Enumerated	M	Info, Debug, Warning, Error, Fatal	
Message	String	M	Any valid string.	Access denied. Account '60099445-3B1C-4862-8B15- B2EB72E6BE4B' cannot access Resource 'B03BA8AD-CF3C-4E10- ABA6-2963F46E7BD0' for customer 'Cornell University Library'.
Helpurl	AnyURI	R	A help URL.	http://sushi.ebsco.com/ somehelppage.html
Data	AnyType	O	Any standard or custom type.	
<p>NOTE 1: The Severity types are defined as follows:</p> <p>Info – provides more information about the response.</p> <p>Debug – provides debugging information about the response.</p> <p>Warning – does not interrupt the completion of the transaction, but gives more information about the response.</p> <p>Error – server unable to process request due to problem with request – returns no payload.</p> <p>Fatal – server processing failed – returns no payload.</p> <p>NOTE 2: The Data element is mostly used for debugging if the server needs to send more data to the client, e.g., a stack trace.</p>				

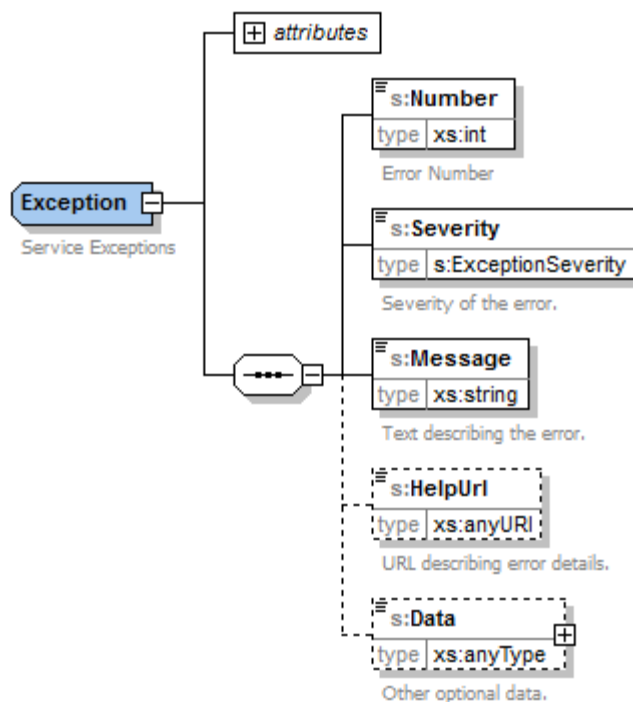


Figure 3: Diagram of SUSHI Exception Reporting

Table 19: Standard SUSHI Exceptions

Exception	Severity Level	Exception Number	Invocation Conditions
<i>Info</i> or <i>Debug</i>	Info  Debug	0	Any. These messages will never be standardized and service providers can design them as they see fit.
<i>Warnings</i>	Warning	1-999	Any. This range is reserved for the use of service providers to supply their own custom warnings.
<i>Service Not Available</i>	Fatal	1000	Service is executing a request, but due to internal errors cannot complete the request. Service must return <b>ReportResponse</b> and no payload.
<i>Service Busy</i>	Fatal	1010	Service is too busy to execute the incoming request. Service must return <b>ReportResponse</b> with this exception and no payload. Client should retry the request after some reasonable time.

Exception	Severity Level	Exception Number	Invocation Conditions
<i>Client has made too many requests</i>	Fatal	1020	If the server sets a limit on the number of requests a client can make within a given timeframe, the server will return this error when the client exceeds that limit. The server would provide an explanation of the limit in the Message of the error. E.g., "Client has made too many requests. This server allows only 5 requests per day per RequesterID and CustomerID."
<i>Requestor Not Authorized to Access Service</i>	Error	2000	If Requestor ID is not recognized or not authorized by the service.
<i>Requestor is Not Authorized to Access Usage for Institution</i>	Error	2010	If Requestor has not been authorized to harvest usage for the institution identified by the CustomerReference ID, or if the CustomerReference ID is not recognized.
<i>Report Not Supported</i>	Error	3000	The requested report name, version, or other means of identifying a report that the service can process is not matched against the supported reports.
<i>Report Version Not Supported</i>	Error	3010	Requested version of the data is not supported by the service.
<i>Invalid Date Arguments</i>	Error	3020	Any format or logic errors involving date computations, e.g., end date cannot be less than begin date.
<i>No Usage Available for Requested Dates</i>	Error	3030	Service did not find any data for the date range specified.
<i>Partial Data Returned</i>	Warning	3040	Request could not be fulfilled in its entirety. Data that was available was returned.
<i>Filter Not Supported</i>	Warning	3050	Request contained one or more Filter elements in the ReportDefinition that are not supported by the Server. The server should list the Name of unsupported filters in the Message element of the Exception.  NOTE: The server is expected to ignore unsupported filters and continue to process the request, returning data that is available without the filter being applied.

Exception	Severity Level	Exception Number	Invocation Conditions
<i>ReportAttribute Not Supported</i>	Warning	3051	Request contained one or more <i>ReportAttribute</i> elements in the <i>ReportDefinition</i> that are not supported by the Server. The server should list the Name of unsupported report attribute in the Message element of the Exception.  NOTE: The server is expected to ignore unsupported report attributes and continue to process the request, returning data that is available without the report attribute being applied.
<i>Invalid Filter Value</i>	Warning	3060	Request contained one or more <i>Filter</i> values in the <i>ReportDefinition</i> that are not supported by the Server. The server should list the Name of unsupported filter values in the Message element of the Exception.  NOTE: The server is expected to ignore unsupported filters and continue to process the request, returning data that is available without the filter being applied.
<i>Invalid ReportAttribute Value</i>	Warning	3061	Request contained one or more <i>ReportAttribute</i> values in the <i>ReportDefinition</i> that are not supported by the Server. The server should list the Name of unsupported report attribute values in the Message element of the Exception.  NOTE: The server is expected to ignore unsupported report attributes and continue to process the request, returning data that is available without the report attribute being applied.
<p>NOTE 1: An Error does not interrupt completion of the transaction (in the sense of a programmatic failure), although it may not return the expected report for the reason that is identified. A Fatal exception does not complete the transaction, however the problem may be temporary and a retry could be successful.</p> <p>NOTE 2: Optional response: Service may respond with the additional exception of Info level and include in the message additional information. E.g., if the client is requesting data for a date range where the begin date is before what the service offers, the service might include a HelpURL that can provide more information about supported dates.</p>			

### 6.3 Service Contract (WSDL)

The Service Contract represents a set of operations with input and output parameters that are agreed upon between the client and the service. These are defined in the core SUSHI WSDL. The version of the core WSDL that was current at the time of publication is referenced in Appendix B. It is a common practice for a service to provide a WSDL document dynamically by querying the service, e.g., <http://sushi.ebscohost.com/EpSushiService/SushiService.wsdl>.



### 6.3.1 Service Contract Definitions and Types

Each service provider must implement SUSHI operations and messaging protocol and, at a minimum, reference the SUSHI data contract directly or indirectly through another data contract.

**Table 20: SUSHI Service Contract Definitions and Types**

```
<definitions xmlns:tns="SushiService"
  xmlns:soap="http://schemas.xmlsoap.org/wsdl/soap/"
  xmlns:import0="http://www.niso.org/schemas/sushi/1_7"
  xmlns:xsd="http://www.w3.org/2001/XMLSchema" name="SushiService"
  targetNamespace="SushiService" xmlns="http://schemas.xmlsoap.org/wsdl/">

  <wsdl:documentation xmlns:wsdl="http://schemas.xmlsoap.org/wsdl/" />
  <types>
    <xsd:schema>
      <xsd:import
        schemaLocation="http://www.niso.org/schemas/sushi/sushi_1_7.xsd"
        namespace="http://www.niso.org/schemas/sushi/1_7" />
      </xsd:schema>
    </types>
```

### 6.3.2 Service Contract Operation

The SUSHI service contract implements only one operation: GetReport. This operation expects ReportRequest and returns ReportResponse, as illustrated in Table 21.

**Table 21: SUSHI Service Contract Operation**

```
<portType name="SushiServiceInterface">
  <wsdl:documentation xmlns:wsdl="http://schemas.xmlsoap.org/wsdl/" />
  <operation name="GetReport">
    <wsdl:documentation xmlns:wsdl="http://schemas.xmlsoap.org/wsdl/" />
    <input message="tns:GetReportIn" />
    <output message="tns:GetReportOut" />
  </operation>
</portType>
```

### 6.3.3 Service Contract Messages

The input and output message definitions of the service contract are listed in Table 22.

**Table 22: SUSHI Service Contract Messages**

```
<message name="GetReportIn">
  <wsdl:documentation xmlns:wsdl="http://schemas.xmlsoap.org/wsdl/" />
  <part name="messagePart" element="import0:ReportRequest" />
</message>

<message name="GetReportOut">
  <wsdl:documentation xmlns:wsdl="http://schemas.xmlsoap.org/wsdl/" />
  <part name="messagePart" element="import0:ReportResponse" />
</message>
```

### 6.3.4 COUNTER-SUSHI Service Contract

The service contract definition for the COUNTER-SUSHI (extended schema) service is listed in Table 23. It is shown here to illustrate an extension to the schema for a specific report type, in this case for COUNTER reports. Items that are significant are marked in bold. Types used for the data exchange

are declared in the types section of the WSDL and are specific to the strongly typed payload that the data service will provide.

**Table 23: COUNTER-SUSHI Service Contract Definitions and Types**

```
<definitions xmlns:tns="SushiService"
xmlns:soap12="http://schemas.xmlsoap.org/wsdl/soap12/"
xmlns:soap="http://schemas.xmlsoap.org/wsdl/soap/"
xmlns:import0="http://www.niso.org/schemas/sushi/1_7/counter"
xmlns:import1="http://www.niso.org/schemas/sushi/1_7"
xmlns:import2="http://www.niso.org/schemas/sushi/counter/jd02_1_0"
xmlns:xsd="http://www.w3.org/2001/XMLSchema" name="SushiService"
targetNamespace="SushiService" xmlns="http://schemas.xmlsoap.org/wsdl/">
  <wsdl:documentation xmlns:wsdl="http://schemas.xmlsoap.org/wsdl/">
  <types>
    <xsd:schema>
      <xsd:import
schemaLocation="http://www.niso.org/schemas/sushi/counter_sushi_1_7.xsd"
namespace="http://www.niso.org/schemas/sushi/1_7/counter"/>
      <xsd:import schemaLocation="
http://www.niso.org/schemas/sushi_1_7.xsd"
namespace="http://www.niso.org/schemas/sushi/1_7"/>
      <xsd:import schemaLocation="
http://www.niso.org/schemas/sushi/counter_jd02_1_0.xsd"
namespace="http://www.niso.org/schemas/sushi/counter/jd02_1_0"/>
    </xsd:schema>
  </types>
```

## 7 Report Naming

### 7.1 Types of Reports

There are three types of reports that can be requested using the SUSHI protocol.

- 1) COUNTER Reports  
SUSHI was originally conceived of as a method for delivering COUNTER reports. SUSHI is closely coupled, therefore, to developments at COUNTER. All COUNTER reports will be listed in the registry (see Section 7.3).
- 2) SUSHI Registered Non-COUNTER Reports  
The SUSHI protocol will support non-COUNTER reports that meet the requirements listed in Section 7.2. Registration for non-COUNTER reports will be voluntary, but is strongly recommended for any reports that might cross over business partners. (See Section 7.3.)
- 3) Other Reports  
SUSHI is designed to handle any report that is formatted in XML. Interested parties are encouraged to use the protocol for other purposes where it is appropriate.

### 7.2 Report Naming Requirements

The SUSHI XML schema requires that reports be uniquely identified by a name and a release. Both of these elements must conform to the type string. There is no restriction on length.

## 7.3 Registry of Reports

An official SUSHI Registry of Reports is maintained at the NISO SUSHI website:  
<http://www.niso.org/workrooms/sushi/reports/>

All COUNTER reports will be listed in the registry by the SUSHI maintainers.

Registration of non-COUNTER reports is voluntary, but registration is strongly recommended for any reports that might cross over business partners. Registration will be on a first-come, first-serve basis for reserving a report name. NISO members may register non-COUNTER reports on behalf of themselves or their business partners.

## 8 Versions and Extensions

### 8.1 SUSHI Versioning

In order to remove future ambiguity as the SUSHI protocol evolves, this standard explicitly defines the versioning rules for the SUSHI data contract and operations. While the versioning of the actual report payload is outside the scope of this document, the Working Group's intent is addressed briefly in Section 8.2.

SUSHI versioning is as follows:

- 1) The following items must be versioned using the NISO standard revision process:
  - a) All SUSHI data types as recorded in the SUSHI schema (XSD). This schema is versioned as a whole.
  - b) SUSHI service contract document (WSDL) elements:
    - Message element
    - PortTypes and Operations elements
    - Binding elements

NOTE: The Types section of the SUSHI service contract is excluded from the versioning process as long as it contains the reference to a SUSHI data type (see 6.3.1) or to an extension of the data contract.

- 2) Any changes to SUSHI data types or service elements will result in a schema that is assigned the next major version number (e.g., 1.0, 2.0, 3.0, etc.).
- 3) NISO will maintain the SUSHI data types schema (XSD) and will version the schema up to the next major version if the schema contains substantive changes.
- 4) NISO will issue a new WSDL document only when schemas, messages, or operations are added or modified. The implementers of this new service contract should publish their service using the new version number.
- 5) The URI format for each item is:  
<http://www.niso.org/schemas/sushi/sushi<major-ver>.xsd>

NOTE: It is strongly recommended that service providers utilize a unique URI when a new version of SUSHI is implemented. This will allow clients who have not yet upgraded to the new version to continue working and retrieving reports.

### 8.2 Extending Data Contract for Additional Reports

The one extensible part of the ReportResponse message is the Report element, which can accept any data type. As an example of an extension, Figure 4 and Figure 5 illustrate the COUNTER-SUSHI extension that was written to retrieve COUNTER reports. See Appendix C for a reference to the complete COUNTER-SUSHI schema.

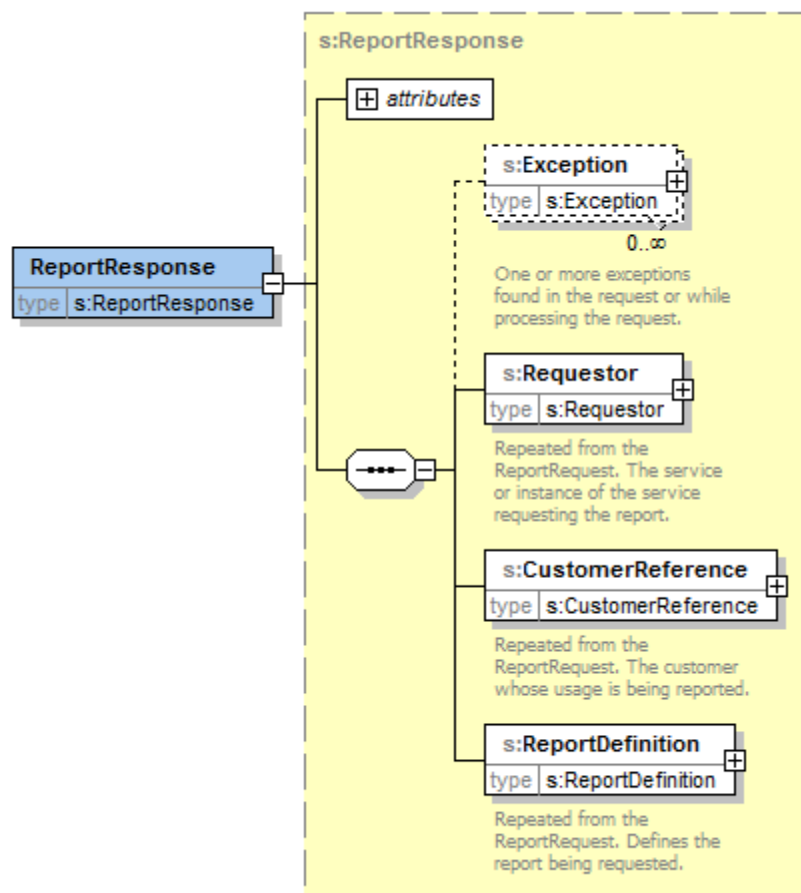


Figure 4: Diagram of COUNTER-SUSHI Extension ReportRequest

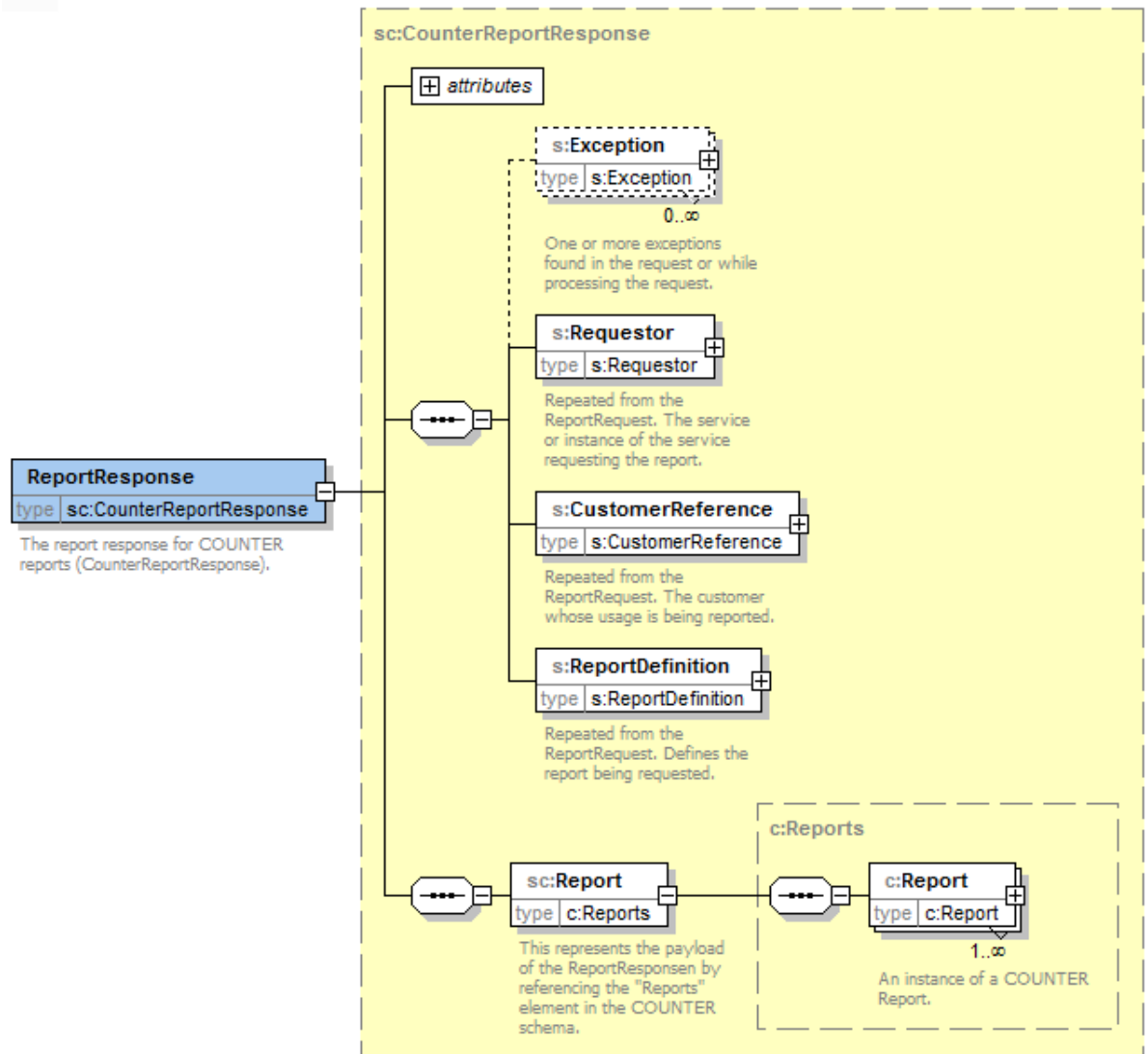


Figure 5: Diagram of COUNTER-SUSHI Extension ReportResponse

Implementers of the protocol would reference the appropriate data contract (schema) for the Report element in their particular implementation.

Appendix D provides further discussion on extending the Reports element within the standard.

**Appendix A**  
**(informative)**  
**SUSHI Protocol XML Schema**

---

(This appendix is not part of ANSI/NISO Z39.93-2014, *The Standardized Usage Statistics Harvesting Initiative (SUSHI) Protocol*. It is included for information only.)

The current XML schema at the time of publication of this standard was version 1.7. The most current version of the schema is maintained on the SUSHI schema website at:  
<http://www.niso.org/schemas/sushi/>.

**Appendix B**  
**(informative)**  
**Core SUSHI WSDL**

---

(This appendix is not part of ANSI/NISO Z39.93-2014, *The Standardized Usage Statistics Harvesting Initiative (SUSHI) Protocol*. It is included for information only.)

The most current version of the core SUSHI WSDL is maintained on the SUSHI website at:  
<http://www.niso.org/schemas/sushi/>.

## Appendix C (informative) **COUNTER-SUSHI Extension for COUNTER reports**

---

(This appendix is not part of ANSI/NISO Z39.93-2014, *The Standardized Usage Statistics Harvesting Initiative (SUSHI) Protocol*. It is included for information only.)

While the SUSHI schema was written as a generalized protocol to support a variety of potential usage reports, the main intent of the developers was to support COUNTER (Counting Online Usage of NeTworked Electronic Resources) reports. Thus, a COUNTER-SUSHI schema extension was developed for use with the general SUSHI protocol.

The most current version of the XML COUNTER-SUSHI schema is maintained on the SUSHI schema website at: <http://www.niso.org/schemas/sushi/>.

NOTE: The namespace for the COUNTER-SUSHI schema is:

<http://www.niso.org/schemas/sushi/counter>



## Appendix D (informative) Utilizing SUSHI to Harvest Additional Reports

---

(This appendix is not part of ANSI/NISO Z39.93-2014, *The Standardized Usage Statistics Harvesting Initiative (SUSHI) Protocol*. It is included for information only.)

As stated in Section 8.2, only the `sushi.xsd` and `sushi.wsdl` are considered when versioning the SUSHI protocol. A conscious decision has been made to exclude the evolution and versioning of the report payload from the standard. This decision was made in order to provide a degree of flexibility in the protocol to handle the introduction of new reports without needing to amend the standard to address them.

Within the standard, reports are retrieved via a generic `ReportRequest` operation, using free form textual identifiers. The associated SUSHI report registry (see Section 7.3) provides a list of possible report/version combinations that may be supported by a given SUSHI implementation. Should a client issue a request for a report that is not supported by a specific SUSHI implementation, the service will return an appropriate `Exception` structure with the associated error information. Essentially, the SUSHI protocol handles the report as an opaque entity. As a result, there is nothing about the SUSHI protocol that needs to change in order to support a change in a report payload.

This is not to say that supporting a new or changed report will not require coding changes in the client or server applications.

- The service provider's implementation must be changed to recognize and produce a new or updated report. However, these changes can be managed in a manner that is transparent to the service's clients with respect to service version. The most client-friendly manner of implementing a report change would be to replace the old copy of the service with the enhanced copy at the same WSDL endpoint, but providers are not required to do so.
- Similarly, a client's integration must be modified to request the new/modified report and to process the resulting XML document. However, since the client must specify a specific report name and version to retrieve, it is insulated from any report changes at the service provider until it is ready to process them. If the report change at the provider were to remove the specific version of the report being requested, the client would receive a standard `Exception` response with the error details.

**Appendix E**  
**(informative)**  
**Continuous Maintenance Procedures**  
**Standardized Usage Statistics Harvesting Initiative (SUSHI)**  
**Protocol (ANSI/NISO Z39.93)**

---

(This appendix is not part of ANSI/NISO Z39.93-2014, *The Standardized Usage Statistics Harvesting Initiative (SUSHI) Protocol*. It is included for information only.)

**Proposal of Changes**

Under NISO's Continuous Maintenance procedures, anyone may propose changes to ANSI/NISO Z39.93 (SUSHI) at any time. Each change will be considered by the SUSHI Standing Committee according to the schedule shown in Section 2. The SUSHI Standing Committee and NISO leadership committees may also propose changes.

The SUSHI Standing Committee shall follow the continuous maintenance procedures in this document in lieu of periodic maintenance and stabilized maintenance procedures. All changes to the Z39.93 SUSHI standard shall be conducted in compliance with this document.

**Section 1. Instructions for Submittal of Proposed Change to ANSI/NISO Standard Z39.93 (SUSHI) Under Continuous Maintenance**

Comments or proposals for revisions to any part of the standard may be submitted in writing (including electronically) to NISO any time. Submissions must be accompanied by the submitter's name, affiliation, and e-mail address.

Suggestions for improving this standard are invited. Comments are to be submitted in writing, sent to:

National Information Standards Organization (NISO) - ANSI/NISO Z39.93  
Attn: Standards Program Manager  
3600 Clipper Mill Road, Suite 302  
Baltimore, MD 21211  
Tel.: 301-654-2512 (main)  
Fax: 410-685-5278  
E-mail: [nisohq@niso.org](mailto:nisohq@niso.org)

Comments may also be submitted to NISO online at [www.niso.org/contact](http://www.niso.org/contact) where they will be forwarded to the Standing Committee for review.

**Section 2. Maintenance Review Schedule**

All submittals received by NISO are acknowledged and forwarded to the SUSHI Standing Committee for consideration.

The SUSHI Standing Committee will consider comments as part of the agenda on its regularly-scheduled teleconferences, which take place monthly.

The SUSHI Standing Committee will inform submitters of the disposition of their proposals within one month following each meeting.

**Section 3. Resolution of Proposed Changes**

The SUSHI Standing Committee may respond to submissions in the following ways:

- a) Proposed change accepted without modification
- b) Proposed change accepted with modification

- c) Proposed change accepted for further study
- d) Proposed change rejected

Responses are voted upon by the SUSHI Standing Committee and approved by committee majority.

The SUSHI Standing Committee shall provide reasons for its responses and an estimated schedule for any action, as applicable.

All submitted changes and Standing Committee responses will be recorded in a change log made available at <http://www.niso.org/workrooms/sushi>. In addition, NISO will announce maintenance activity in newsletters and via the SUSHI developers' list: [http://www.niso.org/workrooms/sushi/developers\\_list/](http://www.niso.org/workrooms/sushi/developers_list/).

When a sufficient number of accepted changes have been accumulated, but no later than four years after the previous approval date, the SUSHI Standing Committee will prepare a revision of the standard and the revision will be processed according to the NISO Operating Procedures provisions for balloting and approving a revised standard. Changes shall be recorded as an addendum to the standard.

#### **Section 4. Publication of a New Edition or Reaffirmation**

A new edition of a standard under continuous maintenance shall occur within five years of the prior publication date. An existing standard that has not been revised for four (4) years after the original publication date shall be reviewed at the beginning of the fourth year. If it is determined that the standard is needed but that no modification is required, action to reaffirm the standard shall be initiated.

## Appendix F (informative) SUSHI Data Exchange Examples

---

(This appendix is not part of ANSI/NISO Z39.93-2014, *The Standardized Usage Statistics Harvesting Initiative (SUSHI) Protocol*. It is included for information only.)

Examples of COUNTER SUSHI requests and responses can be found on the Schemas page on the NISO SUSHI website ([www.niso.org/schemas/sushi](http://www.niso.org/schemas/sushi)).

Examples include:

- SUSHI Request for JR1
- SUSHI Response with JR1 data
- SUSHI Response for JR1 returning partial data with warning
- SUSHI Response with error showing no data available
- SUSHI Response with error showing report not supported

## Appendix G (informative) Security Considerations

---

(This appendix is not part of ANSI/NISO Z39.93-2014, *The Standardized Usage Statistics Harvesting Initiative (SUSHI) Protocol*. It is included for information only.)

The SUSHI standard, which encompasses `sushi.xsd` and `sushi.wsdl`, does not include an integrated security mechanism; however, security was a consideration in developing this standard. The SUSHI Standing Committee recognizes that, for many institutions, usage data and other information about their collections are considered confidential and are covered by institutional security policies. Strong security is possible without building a security mechanism into the standard protocol. This appendix discusses three levels of security that can be implemented by SUSHI clients and servers. These are:

- 1) Securing the data communication channel
- 2) Authenticating the requesting organization (the SUSHI client software)
- 3) Validating the rights of a requesting organization to access usage data for a specific customer

### G.1 Securing the Communications Channel

SUSHI is built on top of SOAP (Simple Object Access Protocol), which in turn uses either HTTP or HTTPS for transmission between client and server applications. By using HTTPS, the communication between client and server is encrypted using SSL (Secure Sockets Layer), thereby preventing any third party from intercepting the transmission and discovering its content.

It is recommended that all SUSHI developers implement their Web services for HTTP and HTTPS.

### G.2 Authenticating the Requesting Organization

Using HTTPS, the communication channel is secure, however, there is still a possibility that an unauthorized software application could access a SUSHI server and request usage data. To prevent this, the content provider can implement a security layer within the SUSHI server. Following are two options:

- Requestor ID validation
- IP authentication

The simplest form of authentication would be to validate the Requestor ID. Unless the Requestor is known to the server, the request would not be processed. The Requestor ID can be a simple number or code identifying the client, or, if stronger security is desired, the value for the Requestor ID could include encrypted information, such as the domain of the client so that when the client submits the SUSHI ReportRequest, the server can decrypt the Requestor ID to verify that the client is legitimate.

Adding IP authentication is another option to create a much stronger level of security. The requesting organization would need to register the IP address of the computer running their SUSHI client software with the service provider(s). The service provider would only process requests for recognized IP addresses. When implementing IP authentication for SUSHI clients, be aware that many institutions will use a hosted usage harvesting service, which means the same client with the same IP address may be making requests on behalf of many institutions.

NOTE: To ensure interoperability of clients and servers, do not use WS-Security extensions or similar mechanisms to introduce username/password authentication to the SOAP or HTTP level.

### **G.3 Validating Rights of a Requesting Organization to Access Specific Customer Data**

Most content providers will store usage data for a large number of institutions and will also have a large number of requesting organizations looking to harvest the usage data. The content provider can introduce another security layer to restrict authorized requesting organizations to certain customer data.

The SUSHI ReportRequest contains the Requestor ID (identifying the requesting organization) and the CustomerReference ID (identifying the organization whose usage is to be harvested). Service providers can fairly easily set up a system that requires their customers to “authorize” requesting organizations to harvest their data. If the service provider registers the requesting organizations, then it can present their customers with a simple user interface that gives them the option to “activate” SUSHI harvesting, then identify the requesting organization(s) allowed to do the harvesting. The result is a mapping between CustomerReference IDs and Requestor IDs, allowing the SUSHI server to verify that the data harvesting is permitted before processing is continued.

For service providers who are using IP authentication for the requesting organization, a simpler model could be implemented when the requestor and the customer are the same. The SUSHI server could verify that the IP address of the requestor is included in the IP range registered for the customer and, if so, processing of the request would continue.

### **G.4 Summary of Security Considerations**

Even though security is not part of the standard, SUSHI can be a very secure protocol. Using HTTPS, the communication channel is secure. Service providers can authenticate the requesting organizations using IP addresses and Requester IDs. Service providers can allow customers to have their data further protected by first requiring them to opt in to SUSHI harvesting, then by identifying which requesting organizations (i.e., SUSHI client implementations registered with the service provider) are allowed to harvest their data.

## Appendix H (informative) Creating Proprietary SUSHI Extensions

---

(This appendix is not part of ANSI/NISO Z39.93-2014, *The Standardized Usage Statistics Harvesting Initiative (SUSHI) Protocol*. It is included for information only.)

While every effort has been made to create and define a comprehensive framework for SUSHI, it is expected that the standard protocol will not address all possible future contingencies. It is the Working Group's intention to allow consumers and providers to extend their SUSHI implementation(s) with proprietary extensions that address these needs. In order to ensure that the core SUSHI specification is not impacted by such extensions, the following conventions must be observed when extending the specification. Implementations that are extended in accordance with these conventions are still considered to be SUSHI compliant, even though the extension itself does not become part of the SUSHI standard.

- 1) Proprietary WSDL extensions must be created from a copy of the `sushi.wsdl` with a filename that utilizes a second decimal place number increment to the version of the SUSHI protocol it is extending. For example:  
`sushi_1.7.1.wsdl`  
 is an extension of version 1.7 of the `sushi.wsdl`.
- 2) No version of `sushi.xsd` may be modified, nor may any other version of `sushi.xsd` be substituted for the official SUSHI-maintained version in the extended WSDL.
- 3) No operation from the official SUSHI-maintained `sushi.wsdl` may be removed.
- 4) No operation from the official SUSHI-maintained `sushi.wsdl` may have its parameters modified or overloaded.
- 5) Proprietary extension WSDLs may import other schemas and utilize the data types and elements in `sushi.xsd` as needed to implement the extended functionality.
- 6) Proprietary operations should be named in such a way as to avoid potential naming conflicts with other provider's extensions.

NOTE: A naming scheme of `X_<provider/client/groupName>_<operationName>` is recommended.

Table 24 represents an example of "extending" the SUSHI schema by importing a new schema. Figure 6 illustrates how the extended report requests are introduced in this new schema.

Table 24: Example of Extending SUSHI

```

<xs:schema
  xmlns="http://schemas.vendor.com/schemas/sushi/copy_sushi1_7" <- New
  schema
  targetNamespace="http://schemas.vendor.com/schemas/sushi/copy_sushi1_7" <-
  New schema
  xmlns:xs="http://www.w3.org/2001/XMLSchema"
  xmlns:ns1="http://www.niso.org/schemas/sushi/1_7" <- Imported SUSHI schema
  elementFormDefault="qualified"
  attributeFormDefault="unqualified">

  <xs:import namespace="http://www.niso.org/schemas/sushi/1_7"
  schemaLocation="sushi1_7.xsd"/> <- Imported SUSHI XSD
  <xs:element name="Root"> <- New TYPE extending original SUSHI type.
    <xs:annotation>
      <xs:documentation>Comment describing your root
  element</xs:documentation>
    </xs:annotation>
  </xs:element>
  <xs:complexType name="ExtendedReportRequest">
    <xs:complexContent>
      <xs:extension base="ns1:ReportRequest">
        <xs:sequence>
          <xs:element name="MyNewProperty"
  type="xs:string"/>
        </xs:sequence>
      </xs:extension>
    </xs:complexContent>
  </xs:complexType>
</xs:schema>

```

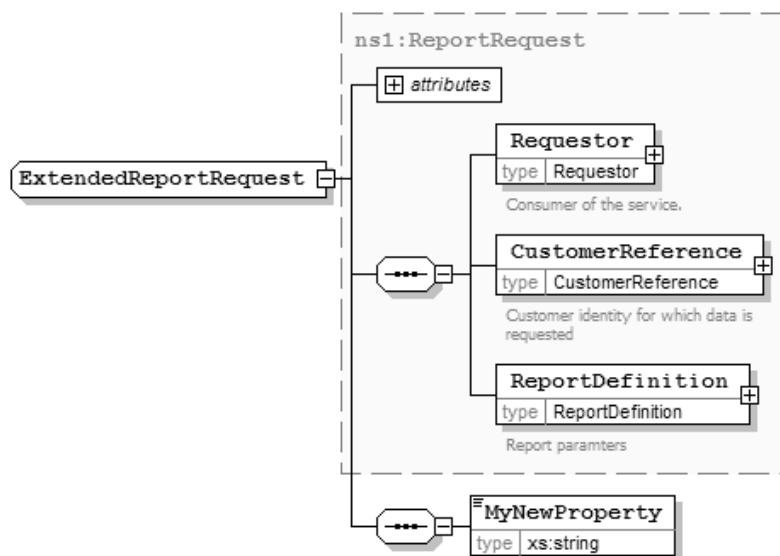


Figure 6: Diagram of "Extended" SUSHI Schema



## Bibliography

---

(This bibliography is not part of ANSI/NISO Z39.93-2014, *The Standardized Usage Statistics Harvesting Initiative (SUSHI) Protocol*. It is included for information only.)

### SUSHI Resources

**Standardized Usage Statistics Harvesting Initiative (SUSHI) homepage:**

<http://www.niso.org/workrooms/sushi/>

**SUSHI For Librarians, including FAQs**

<http://www.niso.org/workrooms/sushi/librarians/>

**SUSHI For Developers, including FAQs**

<http://www.niso.org/workrooms/sushi/developers/>

**SUSHI Schema webpage:**

<http://www.niso.org/schemas/sushi/>

**SUSHI Reports Registry**

<http://www.niso.org/workrooms/sushi/reports/>

**SUSHI Server Registry**

[http://www.niso.org/workrooms/sushi/registry\\_server/](http://www.niso.org/workrooms/sushi/registry_server/)

**SUSHI Server Recommendations**

<http://www.niso.org/workrooms/sushi/server/>

**COUNTER-SUSHI Implementation Profile (NISO RP-14-2014)**

<http://www.niso.org/publications/rp/rp-14-2014/>

**SUSHI Tools and Other Aids**

[www.niso.org/workrooms/sushi/tools/](http://www.niso.org/workrooms/sushi/tools/)

### Web Services Resources

**Axis: Apache <Web Services /> Project** [an open source, Java-based SOAP implementation]

<http://ws.apache.org/axis/>

**Apache CFX** [an open source services framework]

<http://cxf.apache.org/>

**Microsoft Developers Network, Web Services and Other Distributed Technologies**

<http://msdn.microsoft.com/webservices/>

**SoapUI by SmartBear** [an Open Source Functional Testing tool for API testing that supports SOAP]

<http://www.soapui.org/>

**Simple Object Access Protocol (SOAP)**, version 1.2. W3C Recommendation. World Wide Web Consortium, June 24, 2003. Available from: <http://www.w3.org/TR/soap/>